

Accident Totals FFY 2019 (Oct 1 - Mar 31)

Classification	Construction	General Industry	Public Sector	Total
Fatality	4	5	1	10
Fatality (Non-UOSH)	1	5	2	8
Catastrophe	0	0	0	0
Non-Fatal	51	209	39	299
Totals	56	219	42	317

Accidents by Type of Investigation

Type of Investigation	Construction	General Industry	Public Sector	Total
UOSH	34	80	4	118
Internally By Company	20	130	35	185
N/A (Non-UOSH)	2	7	3	12
Totals	56	217	42	315

Accidents by Month

Accidents by Month	Construction	General Industry	Public Sector	Total
October	12	27	10	49
November	15	40	5	60
December	3	42	13	58
January	10	41	5	56
February	12	33	4	49
March	4	34	5	43
April	0	0	0	0
May	0	0	0	0
June	0	0	0	0
July	0	0	0	0
August	0	0	0	0
September	0	0	0	0
Totals	56	217	42	315

Accident Totals			
2018	2017	2016	
44	45	44	Oct
35	37	37	Nov
45	34	48	Dec
44	46	58	Jan
30	40	42	Feb
46	36	35	Mar
48	39	44	Apr
47	50	26	May
27	45	32	Jun
36	36	22	Jul
44	61	38	Aug
40	41	33	Sep
486	510	459	

Accidents by Year

Accidents by FFY	Construction	General	Public	Total
2016	104	314	41	459
2017	118	371	21	510
2018	94	364	28	486
2019 (YTD)	56	217	42	315

Fatalities by Year

Fatalities by FFY	Construction	General	Public	Total
2016	5	6	0	11
2017	4	4	2	10
2018	6	10	1	17
2019 (YTD)	4	5	1	10

Accidents by Injury Type

Type of Injury	Construction	General Industry	Public Sector	Total
Amputation(s)	3	18	1	22
Asphyxiation	0	3	2	5
Burn(s) (Chemical)	0	3	0	3
Burn(s) Electrical	1	1	0	2
Burn(s) or Scald (Heat)	1	0	1	2
Cardiac Arrest	1	5	3	9
Concussion	4	31	12	47
Crushing	1	9	1	11
Cut(s) or Laceration(s)	9	22	4	35
Electrocution	0	0	0	0
Foreign Body in Eye(s)	0	1	0	1
Fracture(s)	31	113	18	162
Heat Stress/Exhaustion	0	0	0	0
Multiple	1	1	0	2
N/A	1	1	0	2
Poisoning (Systematic)	0	3	0	3
Puncture(s)	2	1	0	3
Other	1	5	0	6

315

Accidents by Event Type

Event Type	Construction	General Industry	Public Sector	Total
Absorption	0	0	0	0
Cardiac Arrest	1	5	3	9
Caught in or Between	5	43	1	49
Contact With Chemical	0	5	0	5
Contact With Other	0	1	0	1
Drowning	0	0	0	0
Electrical Shock	1	2	0	3
Engulfment	0	0	0	0
Explosion	1	1	0	2
Fall (From Elevation)	15	20	0	35
Fire	0	0	0	0
Heat	0	0	0	0
Ingestion	0	0	0	0
Inhalation	0	4	1	5
Multiple	0	0	0	0
N/A	1	1	0	2
Other	2	5	1	8
Respiratory System	0	0	0	0
Slip/Trip/Fall	10	75	18	103
Struck Against	1	14	1	16
Struck By	19	41	17	77

315

Accidents by Body Part

Part of Body	Construction	General Industry	Public Sector	Total
Abdomen	0	1	0	1
Ankle(s)	3	11	3	17
Arm(s)	1	14	0	15
Back	3	6	2	11
Blood	0	0	0	0
Body System	1	9	1	11
Chest	2	2	2	6
Collar Bone	0	4	0	4
Ear(s)	0	0	0	0
Elbow(s)	2	3	0	5
Eye(s)	0	0	0	0
Face	1	6	0	7
Finger(s)	5	47	3	55
Foot/Feet	3	9	3	15
Hand(s)	1	6	1	8
Head	10	41	12	63
Heart	1	5	3	9
Hip(s)	4	6	0	10
Kidney(s)	0	0	0	0
Knee(s)	2	6	0	8
Leg(s)	9	14	5	28
Liver	0	0	0	0
Lung(s)	0	1	1	2
Multiple	1	4	0	5
N/A	1	0	0	1
Neck	1	0	0	1
Nervous System	0	0	0	0
Nose	0	1	1	2
Other	0	1	0	1
Reproductive System	0	0	0	0
Rib(s)	5	8	1	14
Shoulder(s)	0	4	1	5
Toe(s)	0	6	1	7
Wrist(s)	0	2	2	4

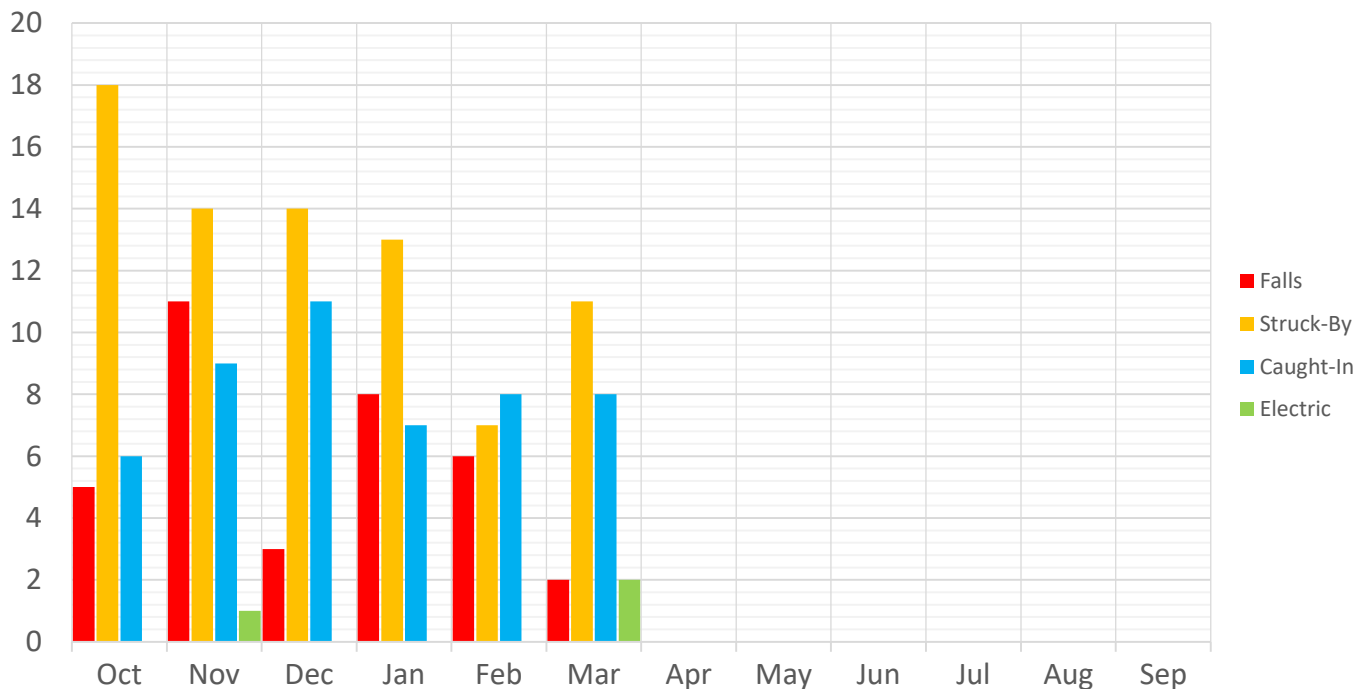
Accidents by NAICs Codes

NAICs Description	NAICs	Totals
Agriculture, Forestry, Fishing & Hunting	11	1
Mining	21	7
Utilities	22	3
Construction	23	56
Manufacturing (31-33)	31-33	58
Wholesale Trade	42	11
Retail Trade (44 & 45)	44-45	27
Transportation & Warehousing (48 & 49)	48-49	12
Information	51	3
Finance and Insurance	52	0
Real Estate	53	0
Professional, Scientific & Technical Services	54	4
Management of Companies and Enterprises	55	2
Admin, Support, Waste Management Remediation	56	12
Education Services	61	18
Health Care and Social Assistance	62	56
Arts, Entertainment, and Recreation	71	10
Accommodation and Food Service	72	14
Other Services	81	10
Public Sector	92	11

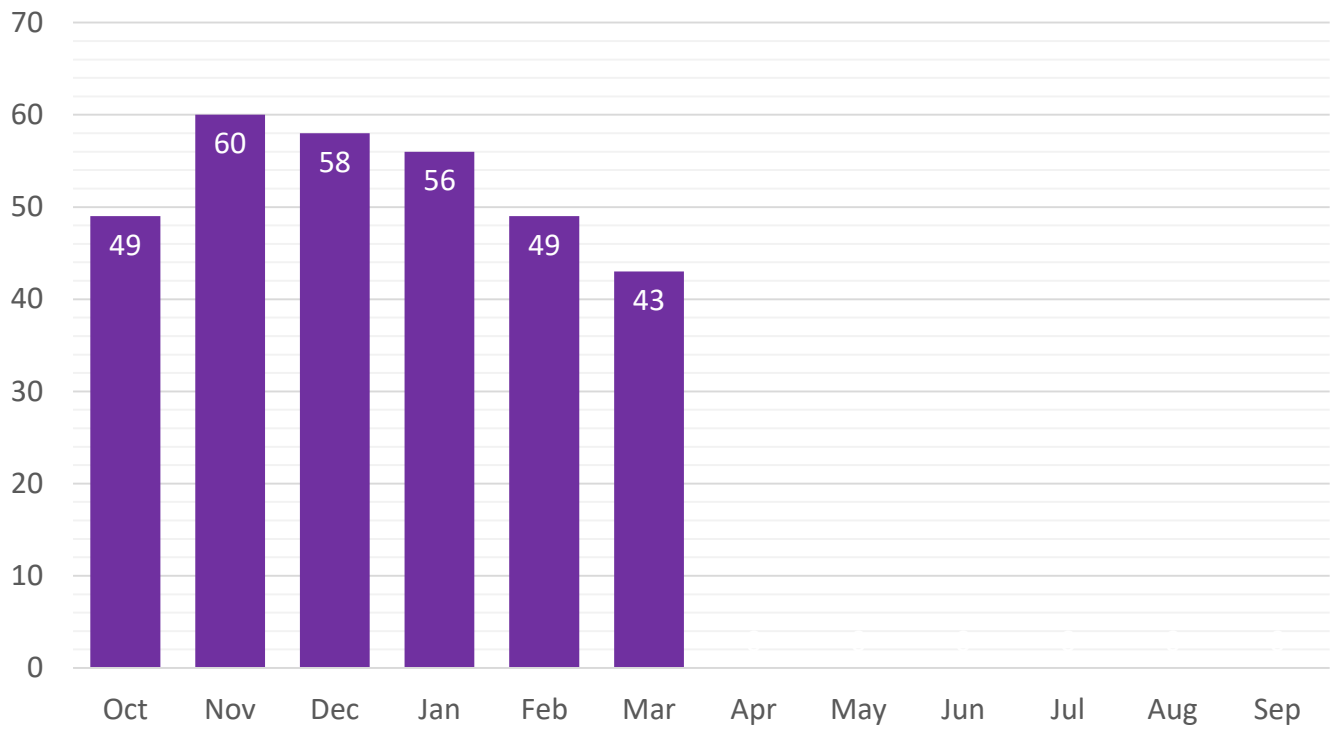
315

Accident Totals FY2019

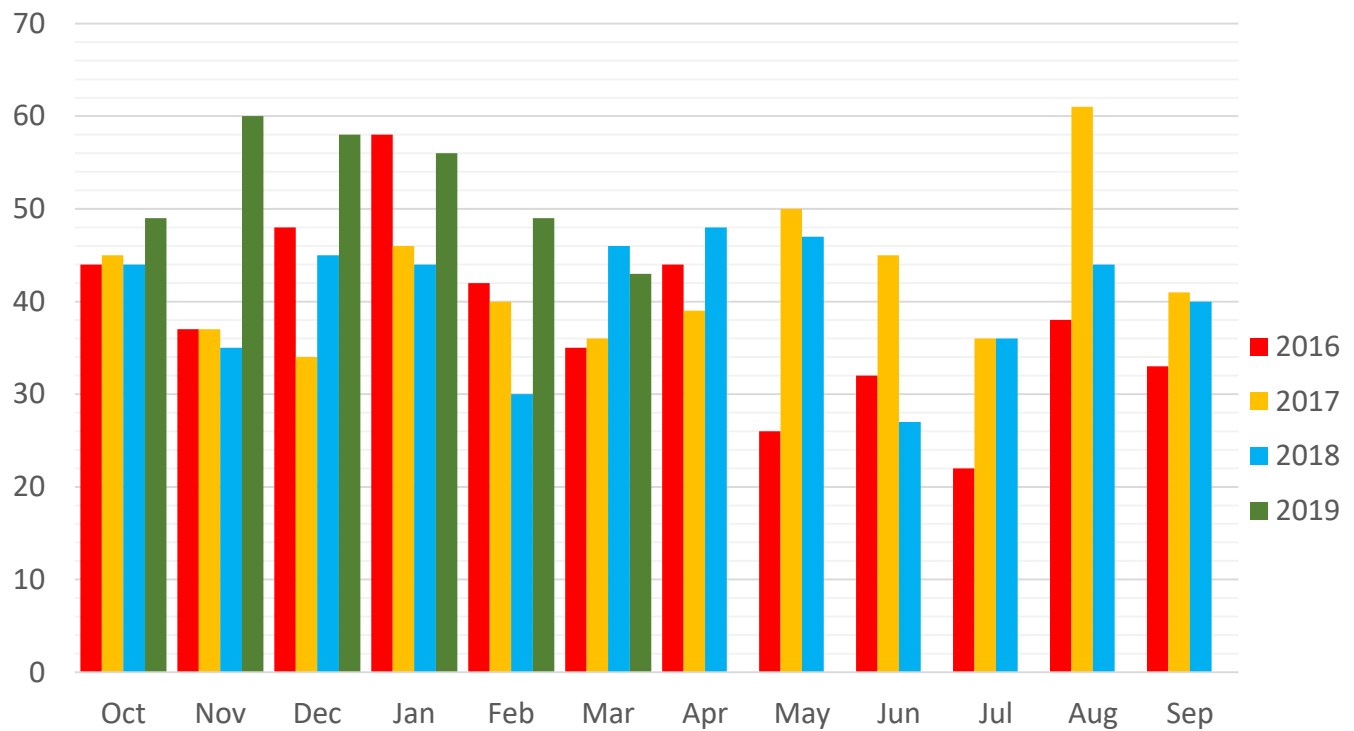
Falls, Struck-By, Caught-in/Between, Electric Shock



Accident Totals FY 2019



Accident Totals FY 2016, 2017, 2018 & 2019



Construction Accidents by NAICs Codes

NAICs Description	NAICs	Total
New Single-Family Housing Construction (except For-Sale Builders)	236115	2
New Multifamily Housing Construction (except For-Sale Builders)	236116	2
New Housing For-Sale Builders	236117	0
Residential Remodelers	236118	0
Industrial Building Construction	236210	2
Commercial and Institutional Building Construction	236220	11
Water and Sewer Line and Related Structures Construction	237110	0
Oil and Gas Pipeline and Related Structures Construction	237120	0
Power & Communication Line & Related Structures Construction	237130	0
Land Subdivision	237210	0
Highway, Street, and Bridge Construction	237310	0
Other Heavy and Civil Engineering Construction	237990	3
Poured Concrete Foundation and Structure Contractors	238110	1
Structural Steel and Precast Concrete Contractors	238120	2
Framing Contractors	238130	4
Masonry Contractors	238140	1
Glass and Glazing Contractors	238150	0
Roofing Contractors	238160	3
Siding Contractors	238170	1
Other Foundation, Structure, and Building Exterior Contractors	238190	1
Electrical Contractors and Other Wiring Installation Contractors	238210	3
Plumbing, Heating, and Air-Conditioning Contractors	238220	4
Other Building Equipment Contractors	238290	1
Drywall and Insulation Contractors	238310	4
Painting and Wall Covering Contractors	238320	0
Flooring Contractors	238330	2
Tile and Terrazzo Contractors	238340	1
Finish Carpentry Contractors	238350	2
Other Building Finishing Contractors	238390	0
Site Preparation Contractors	238910	2
All Other Specialty Trade Contractors	238990	4