

Mission Statement



“
Helping to ensure a safe and
healthy workplace for every
worker in the state of Utah.
”



Newsletter/Sharing Accident Data:

- UOSH will continue to share data with the Advisory Council quarterly
- Data will be shared in a video and newsletter format quarterly
- The first release of this video and newsletter should happen at the end of July

Updating UOSH Administrative Rule R614

- Currently working on general provisions and removing duplicative or unnecessary standards
- Beryllium will likely be adopted shortly
- Open meetings will be held whenever a rule change is proposed, and you are all invited to participate

**Suggestions from Industry
Specific Workgroups**

Industry	Cause	Description
General	Struck By	Employee was crushed by a floor platform on a workover rig that was in the process of being removed.
Public Sector	Caught In Between	Employee exited a vehicle to close a gate, the driver pulled through the gate and found the employee on the ground.
General	Electric Shock	Three maintenance employees were killed when an Industrial truck contacted overhead power transmission lines.
Construction	Fall	Employee fell through a wall opening from the 4th floor to a scaffold on the 2nd floor.
Construction	Caught In Between	Employee was crushed by soil after falling into a trench when it caved-in.
Construction	Electric Shock	Employee was electrocuted after coming in contact with a power line while removing shingles on a roof.
General	Struck By	Truck driver struck by falling Z-Boom beam. Employee suffered fatal head trauma.
Construction	Fall	Employee fell down an elevator shaft while working at a construction site.
Construction	Caught In Between	Employee was killed when a trench collapsed on him while locating a conduit.
General Industry	Burns	Employee received burns over 77% of his body when a natural gas cylinder near where he was cutting ruptured.
Construction	Fall	Employee fell from a scaffold and died four days later as a result of the injuries.
General Industry	Struck By	Still Under Investigation



Fatalities



Accidents/Event

Accidents by Event Type

Event Type	Construction	General Industry	Public Sector	Total
Absorption	0	0	0	0
Cardiac Arrest	2	8	3	13
Caught in or Between	9	69	2	80
Contact With Chemical	0	6	2	8
Contact With Other	0	1	0	1
Drowning	0	0	0	0
Electrical Shock	1	2	1	4
Engulfment	0	0	0	0
Explosion	1	1	0	2
Fall (From Elevation)	25	29	2	56
Fire	0	1	0	1
Heat	0	1	0	1
Ingestion	0	0	0	0
Inhalation	0	6	1	7
Multiple	0	0	0	0
N/A	1	1	0	2
Other	2	7	1	10
Respiratory System	0	0	0	0
Slip/Trip/Fall	14	103	23	140
Struck Against	3	24	3	30
Struck By	22	71	23	116

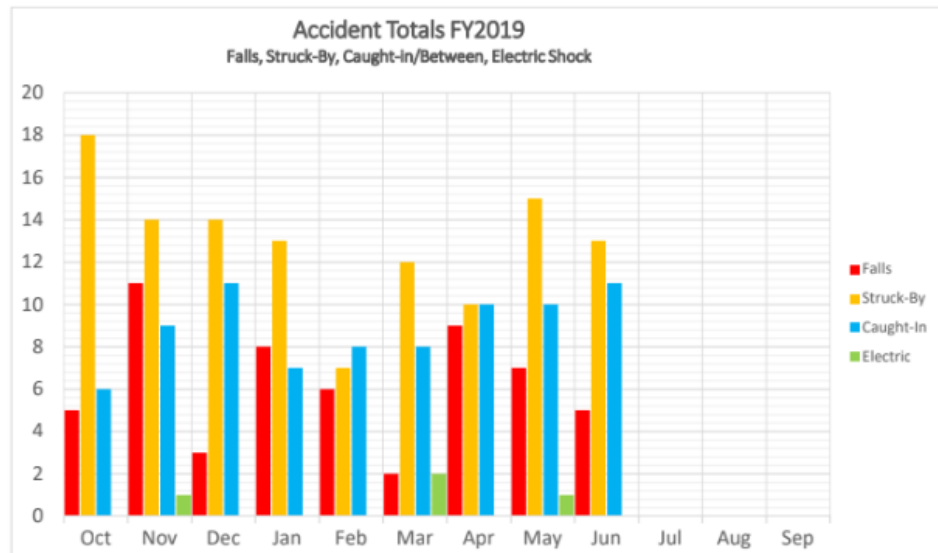


Accidents/Injury

Accidents by Injury Type

Type of Injury	Construction	General Industry	Public Sector	Total
Amputation(s)	4	29	1	34
Asphyxiation	0	5	2	7
Burn(s) (Chemical)	0	4	1	5
Burn(s) Electrical	1	2	1	4
Burn(s) or Scald (Heat)	1	1	1	3
Cardiac Arrest	2	8	3	13
Concussion	7	44	18	69
Crushing	2	13	1	16
Cut(s) or Laceration(s)	16	36	6	58
Electrocution	0	0	0	0
Foreign Body in Eye(s)	0	1	0	1
Fracture(s)	41	168	25	234
Heat Stress/Exhaustion	0	1	0	1
Multiple	1	1	1	3
N/A	1	1	0	2
Poisoning (Systematic)	0	4	1	5
Puncture(s)	3	2	0	5
Other	1	10	0	11

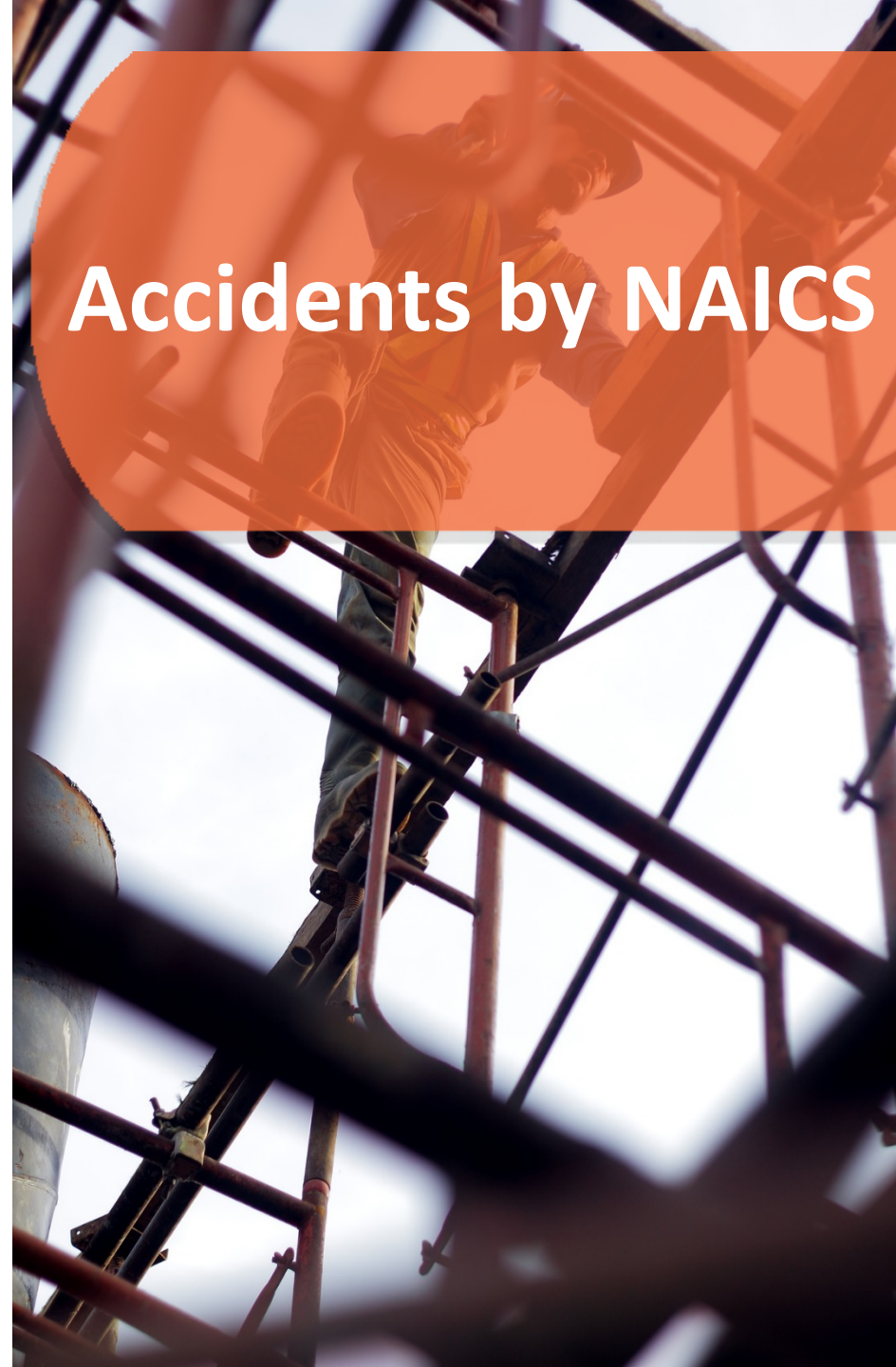
Accidents by Month



Accidents by NAICs Codes

NAICs Description	NAICs	Totals
Agriculture, Forestry, Fishing & Hunting	11	3
Mining	21	10
Utilities	22	5
Construction	23	80
Manufacturing (31-33)	31-33	93
Wholesale Trade	42	18
Retail Trade (44 & 45)	44-45	37
Transportation & Warehousing (48 & 49)	48-49	16
Information	51	5
Finance and Insurance	52	0
Real Estate	53	0
Professional, Scientific & Technical Services	54	7
Management of Companies and Enterprises	55	2
Admin, Support, Waste Management Remediation	56	21
Education Services	61	26
Health Care and Social Assistance	62	89
Arts, Entertainment, and Recreation	71	14
Accommodation and Food Service	72	16
Other Services	81	13
Public Sector	92	16

Accidents by NAICS





Other Updates

- Follow-up Federal Annual Monitoring Evaluation (FAME) Results
- UOSH publications to be updated in the near future
- We currently have one CSHO vacancy that we plan to fill soon

UOSH Contacts

- UOSH Compliance
(801) 530-6900
jsokoloff@Utah.gov
- UOSH Bureau of Labor Statistics
hlawrence@Utah.gov
- UOSH Consultation
(801) 530 – 6855
consultation-program@Utah.gov
Laborcommission.Utah.gov/divisions/UOSH/index.html





Cameron Ruppe

UOSH Director



cruppe@utah.gov



801-530-6898



UTAH
LABOR COMMISSION

Utah Occupational Safety and Health Division

Accident Totals FFY 2019 (Oct 1 - Sept 30)

Classification	Construction	General Industry	Public Sector	Total
Fatality	5	7	1	13
Fatality (Non-UOSH)	2	7	2	11
Catastrophe	0	0	0	0
Non-Fatal	73	318	58	449
Totals	80	332	61	473

Accidents by Type of Investigation

Type of Investigation	Construction	General Industry	Public Sector	Total
UOSH	50	112	10	172
Internally By Company	27	208	48	283
N/A (Non-UOSH)	3	10	3	16
Totals	80	330	61	471

Accidents by Month

Accidents by Month	Construction	General Industry	Public Sector	Total
October	12	27	10	49
November	15	40	5	60
December	3	42	13	58
January	10	41	5	56
February	12	33	4	49
March	4	39	6	49
April	9	32	7	48
May	7	41	3	51
June	8	35	8	51
July	0	0	0	0
August	0	0	0	0
September	0	0	0	0
Totals	80	330	61	471

Accident Totals

2018	2017	2016	
44	45	44	Oct
35	37	37	Nov
45	34	48	Dec
44	46	58	Jan
30	40	42	Feb
46	36	35	Mar
48	39	44	Apr
47	50	26	May
27	45	32	Jun
36	36	22	Jul
44	61	38	Aug
40	41	33	Sep
486	510	459	

Accidents by Year

Accidents by FFY	Construction	General	Public	Total
2015	53	327	22	402
2016	104	314	41	459
2017	118	371	21	510
2018	94	364	28	486
2019 (YTD)	80	330	61	471

Fatalities by Year

Fatalities by FFY	Construction	General	Public	Total
2015	7	7	0	14
2016	5	6	0	11
2017	4	4	2	10
2018	6	10	1	17
2019 (YTD)	5	7	1	13

Accidents by Injury Type

Type of Injury	Construction	General Industry	Public Sector	Total
Amputation(s)	4	29	1	34
Asphyxiation	0	5	2	7
Burn(s) (Chemical)	0	4	1	5
Burn(s) Electrical	1	2	1	4
Burn(s) or Scald (Heat)	1	1	1	3
Cardiac Arrest	2	8	3	13
Concussion	7	44	18	69
Crushing	2	13	1	16
Cut(s) or Laceration(s)	16	36	6	58
Electrocution	0	0	0	0
Foreign Body in Eye(s)	0	1	0	1
Fracture(s)	41	168	25	234
Heat Stress/Exhaustion	0	1	0	1
Multiple	1	1	1	3
N/A	1	1	0	2
Poisoning (Systematic)	0	4	1	5
Puncture(s)	3	2	0	5
Other	1	10	0	11

471

Accidents by Event Type

Event Type	Construction	General Industry	Public Sector	Total
Absorption	0	0	0	0
Cardiac Arrest	2	8	3	13
Caught in or Between	9	69	2	80
Contact With Chemical	0	6	2	8
Contact With Other	0	1	0	1
Drowning	0	0	0	0
Electrical Shock	1	2	1	4
Engulfment	0	0	0	0
Explosion	1	1	0	2
Fall (From Elevation)	25	29	2	56
Fire	0	1	0	1
Heat	0	1	0	1
Ingestion	0	0	0	0
Inhalation	0	6	1	7
Multiple	0	0	0	0
N/A	1	1	0	2
Other	2	7	1	10
Respiratory System	0	0	0	0
Slip/Trip/Fall	14	103	23	140
Struck Against	3	24	3	30
Struck By	22	71	23	116

471

Accidents by Body Part

Part of Body	Construction	General Industry	Public Sector	Total
Abdomen	0	1	0	1
Ankle(s)	3	15	4	22
Arm(s)	3	22	1	26
Back	6	9	2	17
Blood	0	0	0	0
Body System	1	14	1	16
Chest	2	3	3	8
Collar Bone	0	4	0	4
Ear(s)	0	1	0	1
Elbow(s)	2	5	0	7
Eye(s)	1	0	0	1
Face	1	10	2	13
Finger(s)	9	71	3	83
Foot/Feet	3	18	3	24
Hand(s)	3	9	1	13
Head	15	59	18	92
Heart	2	9	3	14
Hip(s)	4	9	0	13
Kidney(s)	0	0	0	0
Knee(s)	3	8	0	11
Leg(s)	12	22	7	41
Liver	0	0	0	0
Lung(s)	0	1	2	3
Multiple	1	5	1	7
N/A	1	0	0	1
Neck	1	0	0	1
Nervous System	0	0	0	0
Nose	0	2	1	3
Other	0	1	0	1
Reproductive System	0	0	0	0
Rib(s)	7	11	2	20
Shoulder(s)	0	6	1	7
Toe(s)	0	10	2	12
Wrist(s)	0	5	4	9

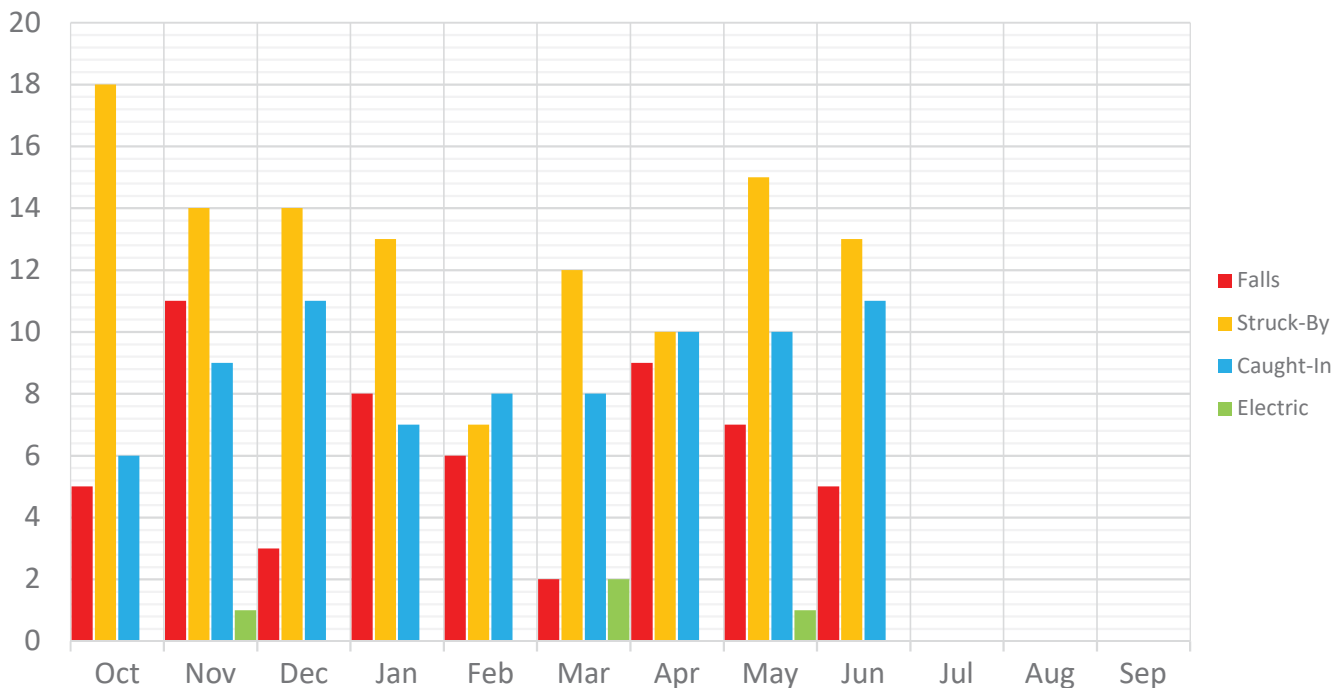
Accidents by NAICs Codes

NAICs Description	NAICs	Totals
Agriculture, Forestry, Fishing & Hunting	11	3
Mining	21	10
Utilities	22	5
Construction	23	80
Manufacturing (31-33)	31-33	93
Wholesale Trade	42	18
Retail Trade (44 & 45)	44-45	37
Transportation & Warehousing (48 & 49)	48-49	16
Information	51	5
Finance and Insurance	52	0
Real Estate	53	0
Professional, Scientific & Technical Services	54	7
Management of Companies and Enterprises	55	2
Admin, Support, Waste Management Remediation	56	21
Education Services	61	26
Health Care and Social Assistance	62	89
Arts, Entertainment, and Recreation	71	14
Accommodation and Food Service	72	16
Other Services	81	13
Public Sector	92	16

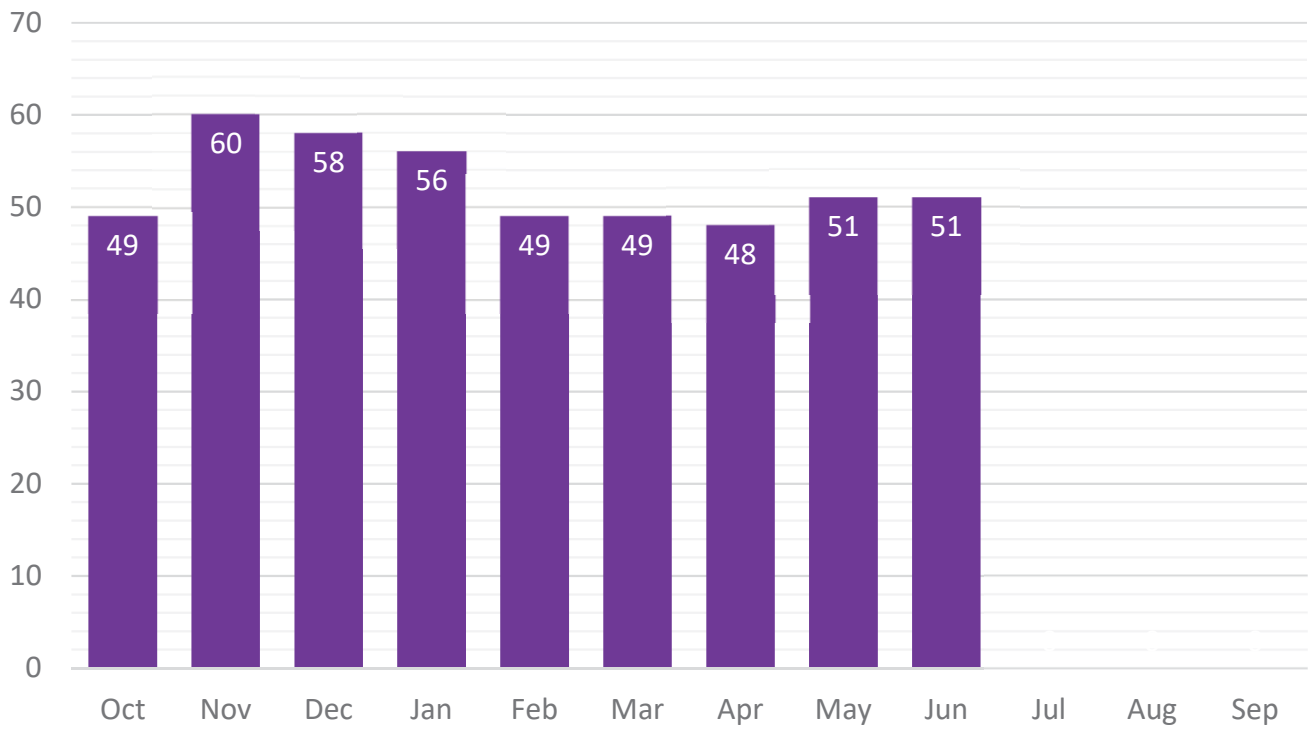
471

Accident Totals FY2019

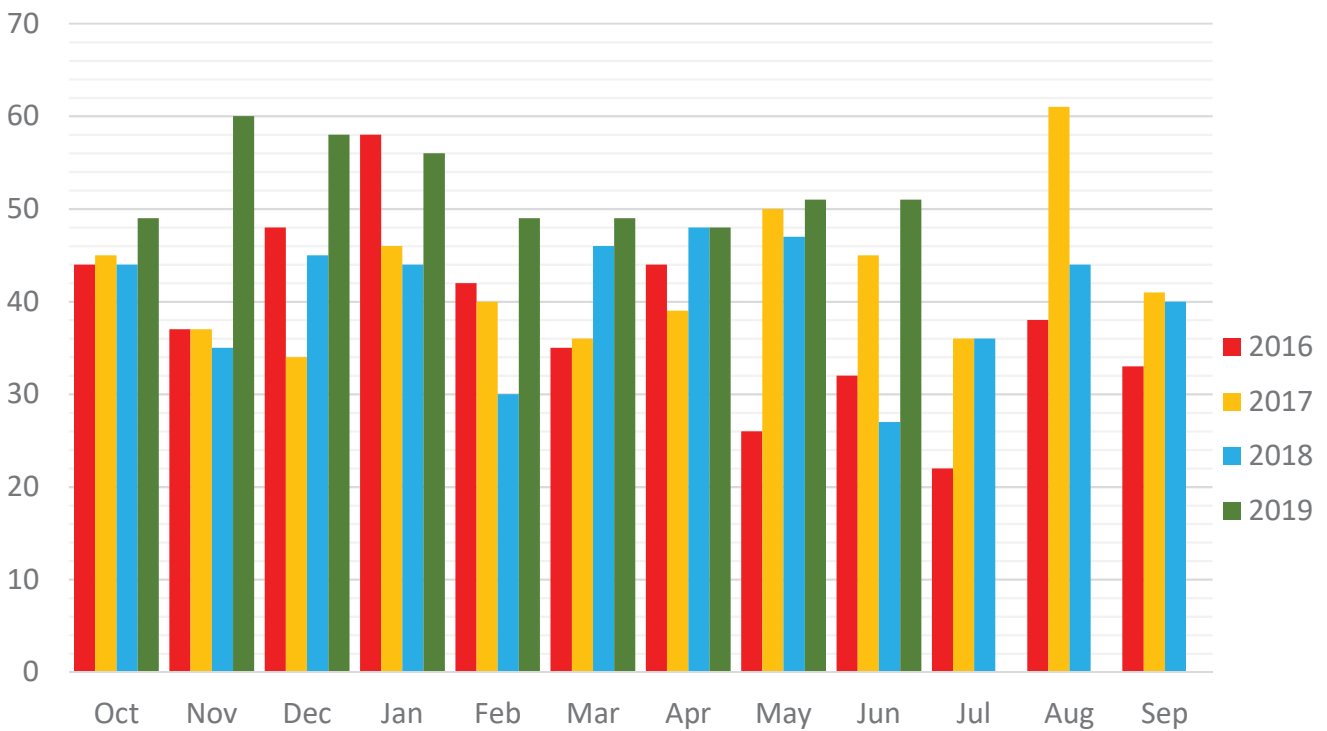
Falls, Struck-By, Caught-in/Between, Electric Shock



Accident Totals FY 2019



Accident Totals FY 2016, 2017, 2018 & 2019



Construction Accidents by NAICs Codes

NAICs Description	NAICs	Total
New Single-Family Housing Construction (except For-Sale Builders)	236115	3
New Multifamily Housing Construction (except For-Sale Builders)	236116	7
New Housing For-Sale Builders	236117	0
Residential Remodelers	236118	0
Industrial Building Construction	236210	2
Commercial and Institutional Building Construction	236220	12
Water and Sewer Line and Related Structures Construction	237110	0
Oil and Gas Pipeline and Related Structures Construction	237120	0
Power & Communication Line & Related Structures Construction	237130	2
Land Subdivision	237210	0
Highway, Street, and Bridge Construction	237310	1
Other Heavy and Civil Engineering Construction	237990	3
Poured Concrete Foundation and Structure Contractors	238110	2
Structural Steel and Precast Concrete Contractors	238120	4
Framing Contractors	238130	4
Masonry Contractors	238140	2
Glass and Glazing Contractors	238150	0
Roofing Contractors	238160	4
Siding Contractors	238170	1
Other Foundation, Structure, and Building Exterior Contractors	238190	1
Electrical Contractors and Other Wiring Installation Contractors	238210	5
Plumbing, Heating, and Air-Conditioning Contractors	238220	6
Other Building Equipment Contractors	238290	2
Drywall and Insulation Contractors	238310	5
Painting and Wall Covering Contractors	238320	0
Flooring Contractors	238330	2
Tile and Terrazzo Contractors	238340	1
Finish Carpentry Contractors	238350	3
Other Building Finishing Contractors	238390	1
Site Preparation Contractors	238910	3
All Other Specialty Trade Contractors	238990	4